

DOWNLOAD GUIDE

Search for “**Språkkraft Reading Coach**” in Google Play or the Apple App Store, or use this QR code in your mobile phone or tablet.



Språkkraft Reading Coach App has been developed in collaboration with **Språkkraft**, a nonprofit organization based in Stockholm, which is funded through donations, project financing and partnership.

CONTACT US

We welcome you and all your inquiries, suggestions and feedback.

www.sprakkraft.org
kontakt@sprakkraft.org

WHY SPRÅKKRAFT READING COACH APP?

The **Språkkraft Reading Coach** app offers free and easy to use features designed to suit immigrants and newly arrived to Sweden aspiring to learn Swedish Language and integrate efficiently into the Swedish society.

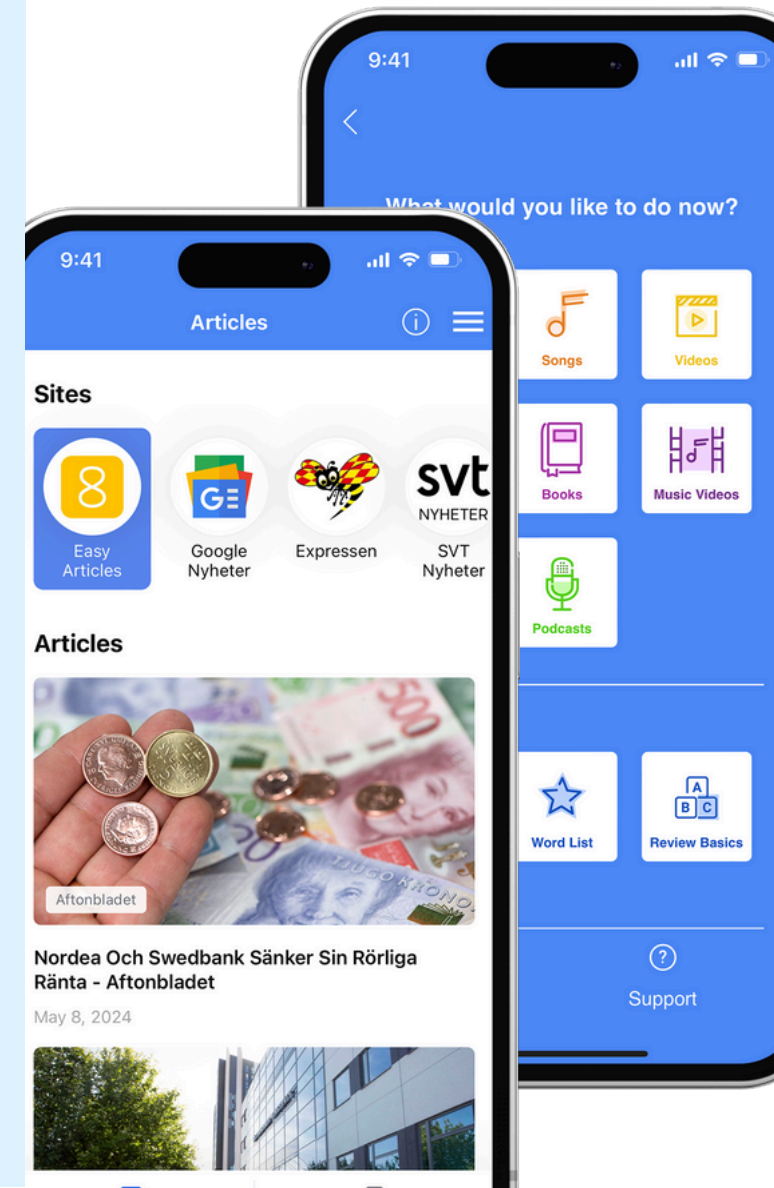
With Språkkraft Reading Coach app, you can read current media content from the Swedish media. Learning Swedish through the app is fast, easy and efficient with our interactive subtitles that come with language support to **30 different languages**.

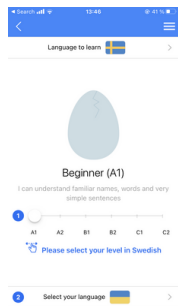
- Study Swedish at your own convenience and learn about Swedish society from updated media content.
- Learn through reading what you love, and use the integrated exercises to practice and develop your vocabulary.
- Monitor your learned vocabulary and progress to effectively learn Swedish.



LEARN SWEDISH FOR FREE

SPRÅKKRAFT READING COACH





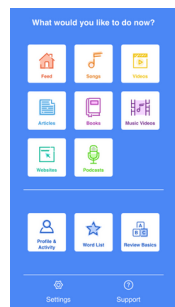
1

Select Level and Language

- Download **Språkkraft Reading Coach** application on your cell phone or tablet device. Then, open it.
- Under (Language&Level) move the cursor slider to choose your current Swedish language level (Beginner A1, Elementary A2, Intermediate B1, Upper Intermediate B2, Advanced C1 or Proficiency C2). Access it from Settings
- Select your language (Subtitles have integrated dictionaries to 30 languages)



Go to Settings and sign in with your email to track your learning progress, points and words you read.



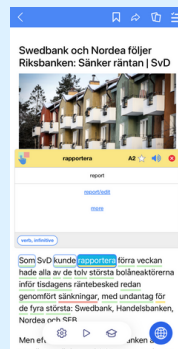
2

Choose What to Read or Watch

- Navigate using the **category page** to find the content you are interested in
- Språkkraft offers six categories to you who want to read and learn Swedish based on your learning level
- If you are a beginner/ intermediate user, start navigating (Songs), (Easy Articles), (Podcasts) and (Videos) categories. (Articles), (Stories) and (Novels) categories are for you upper intermediate and advanced Swedish learners



As you go through the Språkstart materials and do the exercises, additional lessons will open up when you are ready for the next level.



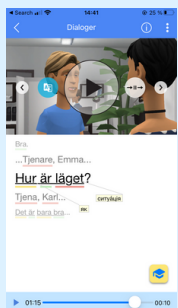
3

Start learning

- Based on your level, selected all content categories will be available for you to read and learn from.
- Explore different categories, such as videos, articles, or books. Use the magic button in an article to open it in reading mode.
- Click the test button to learn new vocabulary.



The information button can also take you on a short tutorial around the various app buttons functions.



4

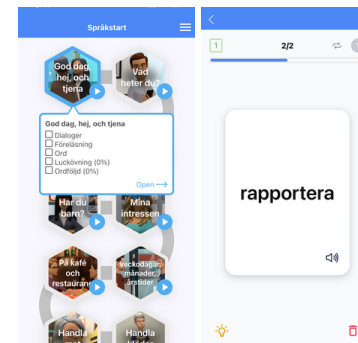
Reading Support

In the **captions**, you will find that words are marked in the three colors:

- **GREEN** – user should know them;
- **YELLOW** – user should learn them now, while;
- **RED** – user can learn them later.



Once you know a word, tap on it and change its color status from Red to Yellow or Green. This will reflect on your learning profile which will help you go to higher levels (A1, A2, B1, B2, C1, C2)



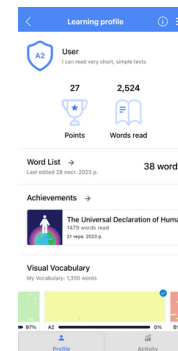
5

Learn through different types of exercises

- By clicking on the Test button can start three different types of exercises for the yellow words:
 - **Flashcards**
 - **Multiple Choice**
 - **Fill gaps**
- In addition, there are two other types of exercises for basic Swedish phrases:
 - **Word order**
 - **Fill-in-the-blank**



We urge you to use the question mark button , on top of the screen, to tell us of any technical issues, your experience using the app, suggestions and your feedback. This will help us improve the Språkkraft Reading Coach.



6

Personal Learning Profile

- Go to the profile section to access your **personal profile** where you find the **basic Swedish vocabulary** mapped to the six levels of the Common European Framework of Reference.
- Click on any level to see all the vocabulary for that level. Adjust the color to **yellow** for individual words in order to add them for learning, and set words that you know to **green**.
- Make sure to go to Settings to **register a Språkkraft account** for back-up and to be able to work on multiple devices and other Språkkraft apps.